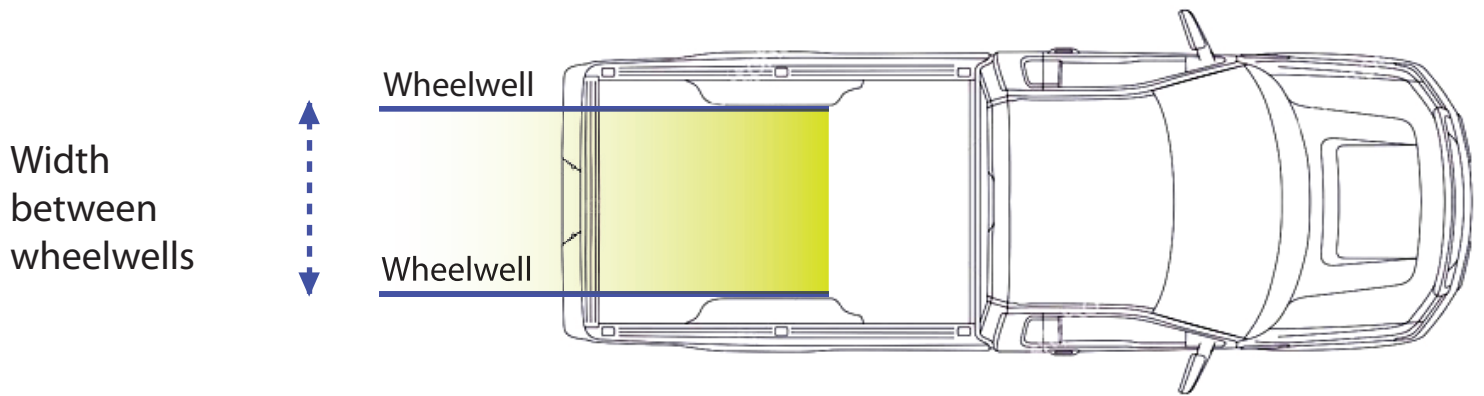
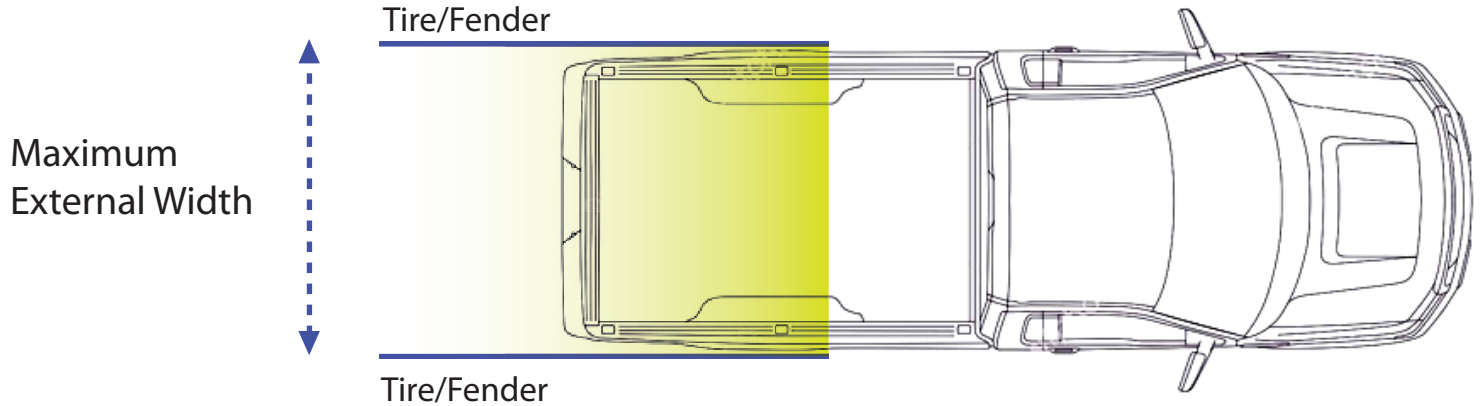


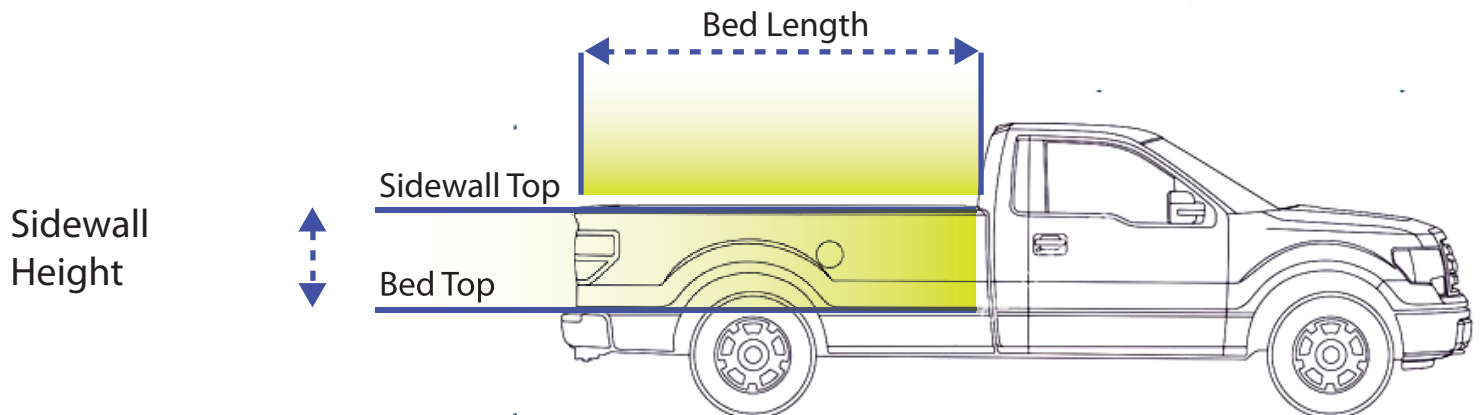
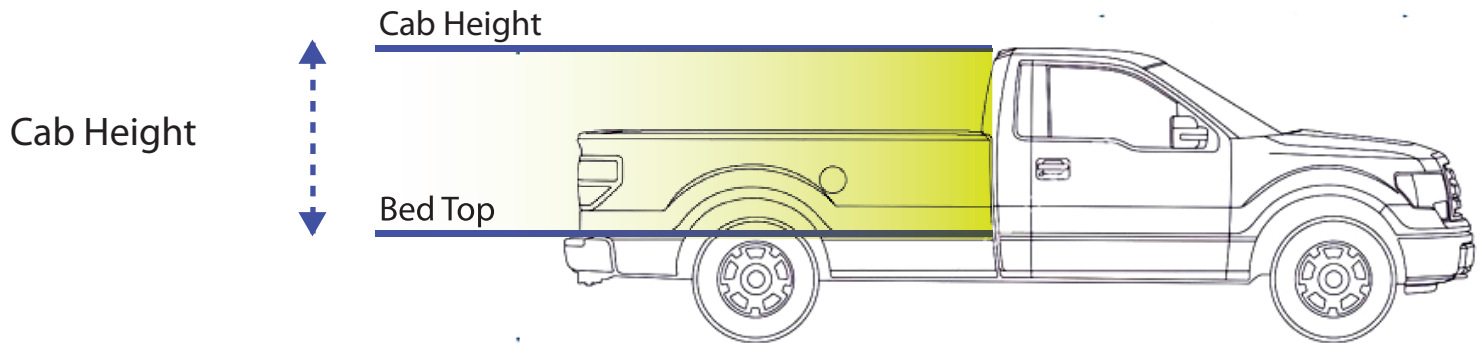
# KIMBO™

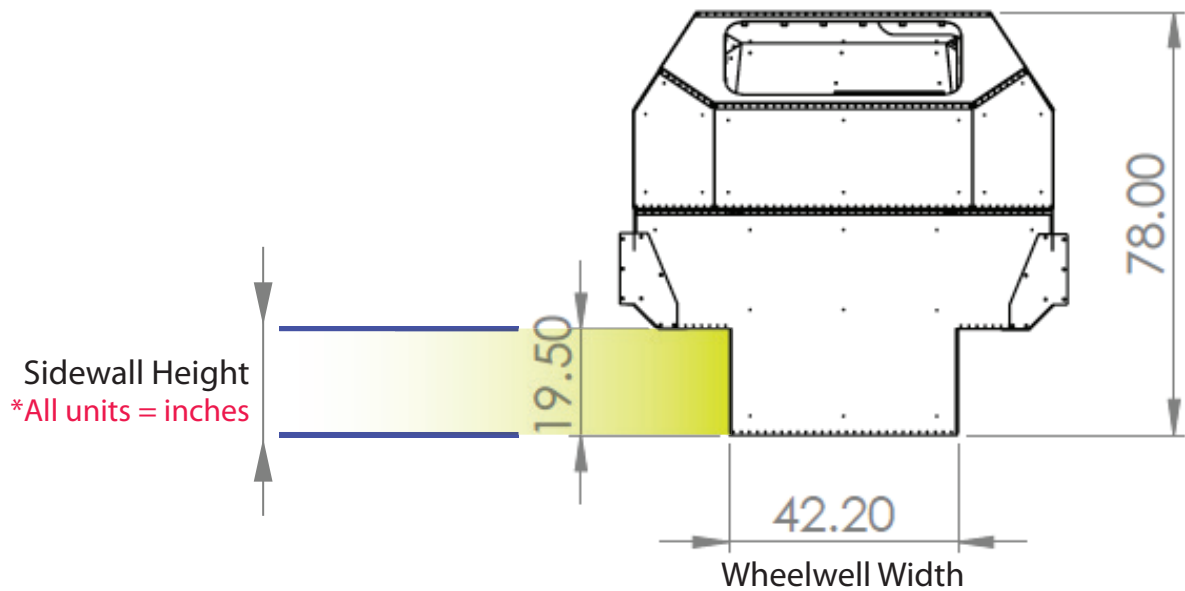
## Truck Fit Guide

Please measure your vehicle accordingly and compare to the camper dimensions on the next page. Generally, you want at least one (1) inch of clearance space between your top cab and sidewalls with the camper. We recommend two inches of clearance if you can.



\*All units = inches

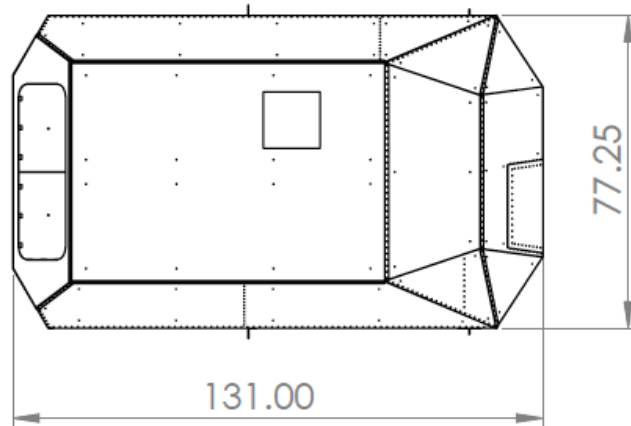




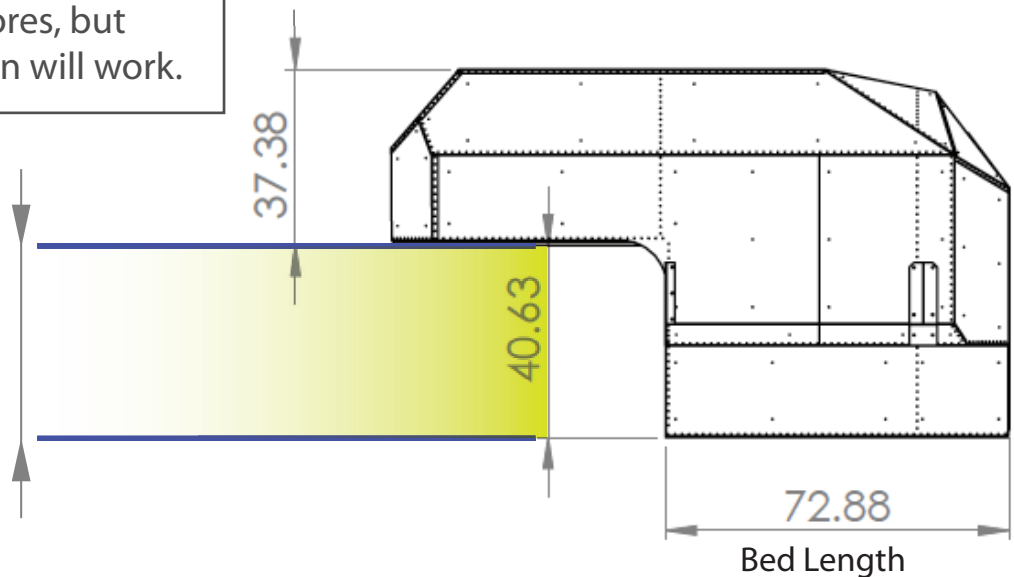
### Camper Fit

The Kimbo camper was originally designed and built around the Toyota Tacoma, but will fit any truck with slight modifications. See description page for details.

We suggest for all camper users to install a rubber bed sheet to add friction. We recommend a stall mat, found at feed supply stores, but anything offering friction will work.



Cab Height Consideration:  
Please remember to add  
an extra one to three  
inches for safe clearance.



## For Large Trucks

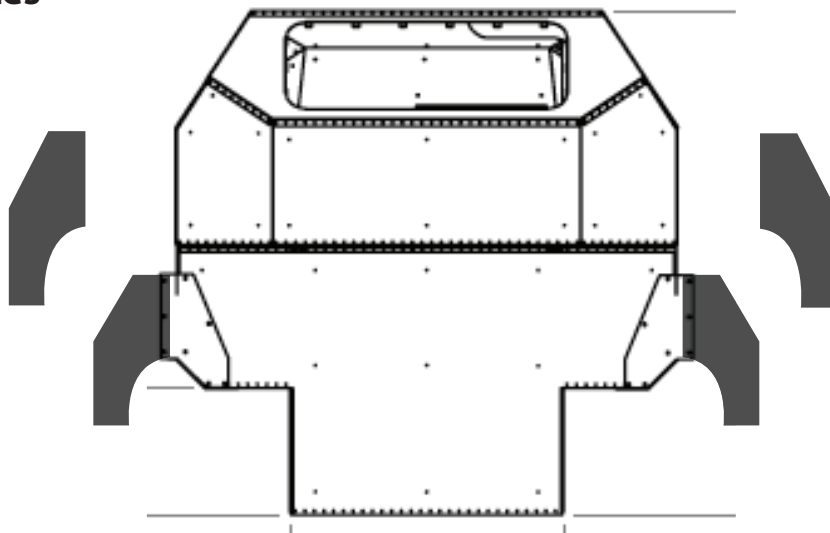
For a bed buffer platform, we make and provide one standard sized version out of 2x6s and plywood. Each weighs about 60lbs. These are strictly made for cab and/or sidewall height clearance to meet our requirement for camper pickup or delivery, for the trucks that lack the cab and/or sidewall clearance.

For most trucks, you will need to purchase extension plates for each jack stand, and install a bed buffer (we provide a basic wood platform for picking up your camper as stated above).

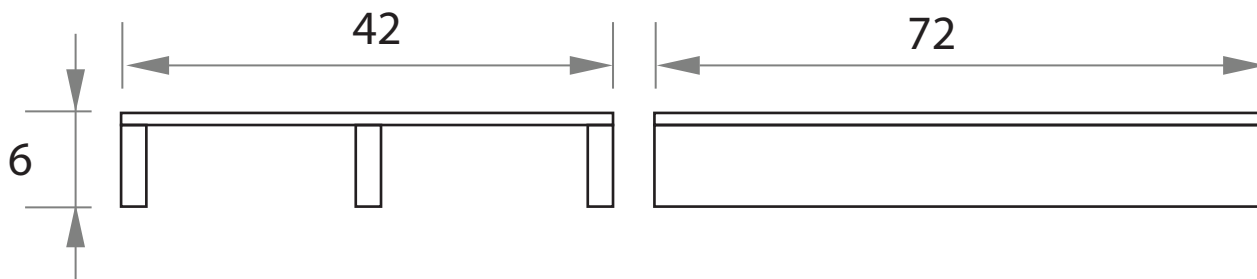
When determining if you should purchase extensions, consider the following measurements. You will want a few inches clearance to clear the width of your vehicle.

### Extension Plates

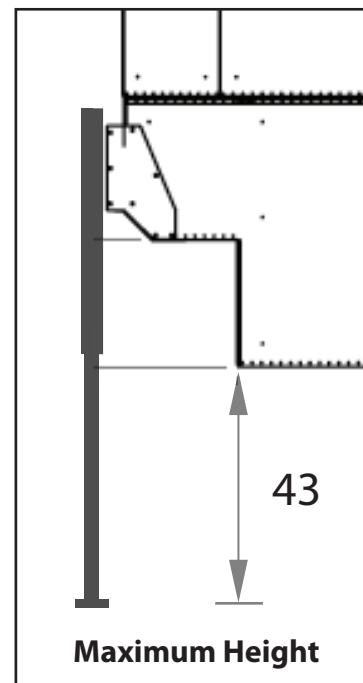
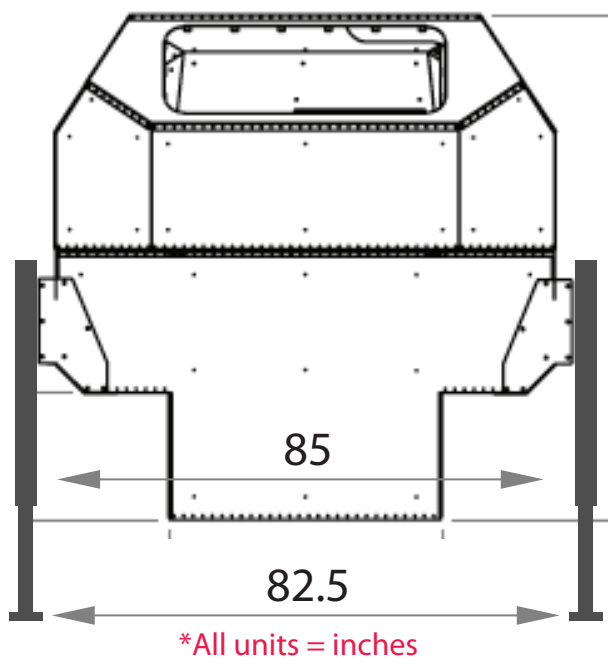
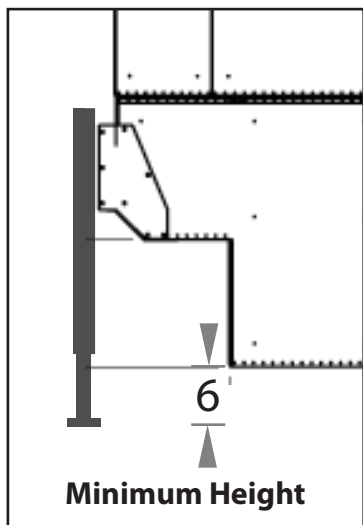
\*All units = inches



### Platform (Bed Buffer) provided by Kimbo:

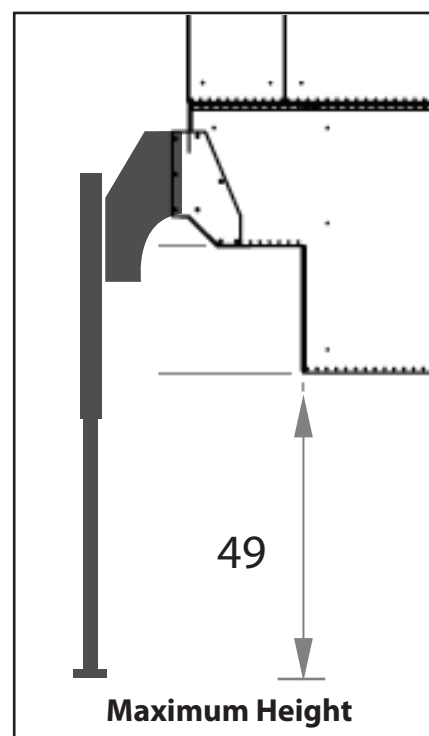
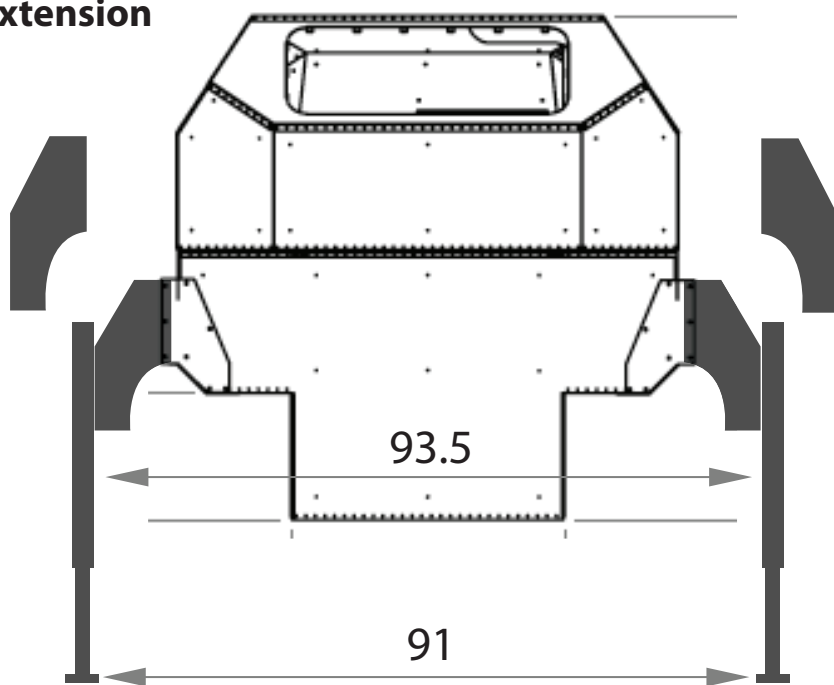


### Without Extension Plates



To determine if you should purchase extensions, consider the following measurements. You will need a few inches clearance to clear the width of your vehicle.

### With Extension Plates





## Kimbo on Long Bed Trucks

With 8' truck beds, the Kimbo can fit well with minor additions. The longer truck bed provides extra room for storage outside of the Kimbo's living space. Shown here is the Kimbo on an 8' truck bed with a toolbox behind the cab. Many owners position the Kimbo to the back of the 8' bed in order to easily store items such as outdoor clothing, coolers, and chairs.

With the Kimbo positioned at the rear of the bed, it also gives Kimbo owners the ability to utilize the locking feature of their tailgate. They will not worry about locking their Kimbo door, since the tailgate is barring the entrance to the Kimbo instead. Recommendations for tires and airbags remain the same (see our PDF guides on these topics). Depending on the width of the truck bed, you may need to add jack bracket extensions. These extend the width of the jacks so that your Kimbo can easily slide into your truck prior to installation. You will need a truck bed riser/spacer so your Kimbo can clear the cab height. We provide a temporary solution, with an option for a metal version with storage boxes available at request.





## Kimbo on Short Bed Trucks

The Kimbo is compatible with 5' and 5.5' truck beds. We have installed a Kimbo on most truck generations post 2001. With 1st generation Tacoma trucks, the wheel well width is only 41". Kimbo customers with 1st generation Tacoma trucks have had to modify their wheel wells in order to make the Kimbo fit. We have installed a Kimbo on Nissan Frontiers, GMC Canyons, Ford Rangers, and Chevy Colorados too. The tailgate will need to be down and serves well enough as a small porch to step out onto. Many users remove the tailgate entirely, depending on their needs and preferences. If you want to remove your tailgate, it is best to remove it before traveling to the Bellingham factory in order to pickup your Kimbo for the first time.



Recommendations for tires and airbags remain the same with short bed trucks. Please refer to our downloadable guides on the Kimbo Campers official website.

### Truck Preparation Prior to Pick Up

Before installing the Kimbo on your truck, there are a few things to check off of your prearrival “to do” list.

First, you want to make sure that you have adequate D-Rings in all four corners of your truck bed. Please check the weight rating of your D-Rings and make sure they are tight and properly installed prior to mounting the Kimbo. We recommend 2000 lb rated D-Rings which you can buy at your local hardware store/online, <https://amz.run/73j4>.

#### PRODUCT SIZE



D-Rings will need to be spaced at least 43” apart for proper clearance of the camper dimensions. Remember that D-Rings like these (left) are about 1.75 inches from center with the D-Ring flanges bolted to the bed. Make sure that the entire D-ring assembly allows for adequate spacing around it, so that your Kimbo will slide into the bed without colliding with them.

A good rule of thumb, given the choice and/or lack of installed D-rings, is to install them onto the sidewalls

that the wheel wells occupy, as opposed to the floor of the truck bed. This way, there will be no issue with sliding the Kimbo within the space between the wheel wells. In general, D-Rings can be installed on the floor of the truck bed or the sidewalls, as long as they are not inside the rectangular space between the wheel wells, extending to the front and rear of the truck bed. If there are any truck bed accessories such as tonneau cover adaptors, rails, bed racks, etc. these will need to be removed prior to installation.

Specifically with 6’ bed Toyota Tacoma models, there is a bulk-head steel crossbar at the front of the truck bed that needs to be removed in order for the Kimbo to sit flush against the bed wall, allowing the tailgate to close fully. This usually requires a 27T or 30T bit, <https://amz.run/73j6>. One needs to apply pressure when backing out the 5 bolts carefully, as the bit tends to strip the soft metal bolt head. If this occurs, you will need to drill out the bolt.



## Truck Preparation

You will want to remove any plastic bed liners if possible, and place a rubber bed or stall mat in the bottom of the truck bed. This will provide enough cushion and take away abrasions between the Kimbo and the steel or fiberglass truck bed. Usually the cheapest option is found at local cattle and feed stores near you. (Right) Most of these mats are 4' x 6' of which you will need to trim to an approximate 43" width for a midsize truck. For fullsize trucks, the mat often fits without modification.



A mat thickness of  $\frac{3}{4}$ " to  $\frac{1}{2}$ " will suffice for your camper and truck.

<https://bityl.co/Ks18>

It is also a great idea to give your truck bed a good clean, removing any dirt and debris. If you plan to remove the tailgate (for short bed trucks or to decrease overall weight), please remove it prior to your inaugural installation onto your truck.

### Camper Pickup Checklist:

Check that your bed attach points are wide enough to safely hold 2 inch wide straps and are attached to your truck in corners which will not fit inside the dimensions of the footprint of the camper. We cannot accommodate alternate strapping methods, it is the customer's responsibility to cover this preparation step.

### Toyota Tacoma

Remove the back bed liner bar, it is attached behind your cab window. Five (5) screws are fastened. Be careful with removal, the metal used in the screws is soft, and are lightly locked with threadlocker. If your Tacoma is a short bed, bar removal is optional, the camper will stick out of your tailgate anyway.

If your Tacoma is older than 2009, your wheelwell distance may be too narrow for the camper to fit inside without heavy modification to the wheelwells, so double check.

### All other trucks

Please check for camper fit, if you require Extension Plates or a Platform, please add that to your order. Ensure that sharkfins and such will have enough clearance, about an inch at least. Generally with most trucks, you may not need to remove anything attached to your sidewalls to offer clearance for the camper.

Include the bed rubber or stall mat height in your calculations. We have them at our factory for an extra charge.

### Note:

Please prepare your truck prior to your camper pickup date

### Deliveries:

We do not offer a delivery service, unfortunately, but we have worked with customer-appointed third-parties. Please inquire with us, we may have more information to offer you a recommendation in this area.